

Wheel Excavator

DX160WE-7K



Operating weight: 16 800 kg

Bucket capacity: 0.59 m³

Operating time: 10 h



DEVELON

DEVELON

Continuous Evolution for the Better.

We trace our roots back to 1937 as one of Korea's first large-scale machine plants. Since then, we have consistently delivered earthmoving equipment to build critical infrastructure for the betterment of communities, societies, and the wider world.

**We are
Develon.**

Develon is a bold name that reflects our core ambition to continue developing onwards and to make a positive mark on our world. Moving forward, we will continue providing innovative products and solutions that advance the world we live in today.



Electric Power That Means Business

The DX160WE-7K electric wheel excavator brings together performance, full-day electric operation, and the long-term business advantage of a quieter, cleaner, low-maintenance machine. Its LFP battery and efficient electric motor deliver stable torque and precise control, while near-silent operation unlocks new opportunities on urban sites and in regulated zones.

Durable components, reduced service needs, and flexible charging support maximum uptime and predictable operating costs. Designed for ambitious fleets facing modern environmental standards and changing customer expectations, the DX160WE-7K enhances productivity, operator comfort, and long-term value—making it a true business driver, not just another excavator.

Full-Size Power, Zero Compromise

- A 105 kW liquid-cooled permanent-magnet motor, high-capacity battery, and 2 × 167 l/min hydraulics deliver top digging, lifting, and attachment performance.
- A 580 V LFP battery offers all-day productivity with fast and flexible charging.

Maximum Stability and Safety

- Safe LFP battery technology and excellent weight distribution ensure reliable, stable machine operation.
- Enhance safety with standard rear and side cameras and Automatic Digging Brake.

Built to Last, Designed for Reliability

- Reinforced and heavy-duty components enhance durability, while improved hydraulic line routing and a long-lasting battery ensure extended uptime.
- Electric engine and easy component access reduce maintenance.

Enhanced Control and Comfort

- Quiet, low-vibration environment enhances comfort.
- 12" Develon Smart Touch display improves operator experience.





Our electric wheel excavators combine a high performance with a powerful LFP battery with full-day runtime, top-class hydraulics, and smooth, precise operation. The motor and battery deliver consistent torque, while fine swing and the Load Isolation System enhance control and operator comfort. Flexible charging options minimize downtime, helping the machine handle demanding tasks efficiently and accurately — making it a reliable, high-performing electric solution for any job site.

High-Level Performance, Electric Drive

Develon electric wheel excavators deliver solid and consistent performance comparable to conventional machines, so operators feel no compromise in power or control. The liquid-cooled permanent-magnet motor, powered by a high-capacity LFP battery, provides consistent torque for smooth operation across all tasks. Whether digging, lifting, or running attachments, these machines are reliable, without emissions at the point of use.

Full-Day Runtime, Fast Turnaround Charging

The LFP battery provides up to 9 hours of non-idle operating time on a single charge, supporting a full workday. Flexible charging options—6/12 hours via AC or around 2 hours via DC fast charging—help ensure the machine is ready when you are. This powerful battery lets operators plan jobs more efficiently, reducing interruptions caused by charging.

Hydraulics Ready for Real-World Work

With a hydraulic capacity of 2×167 l/min, DX160WE-7K wheel excavators provide the same digging and lifting power as its diesel counterpart. They can operate the same attachments and handle demanding applications with precision, giving you the flexibility to perform multiple tasks with one electric machine.

Smooth, Stable, and Easy to Control

Fine swing and the Load Isolation System (LIS) help operators work more comfortably and efficiently. Fine swing reduces shocks at the start and end of swing movements, while LIS improves ride control and load stability when traveling. Together, these systems increase productivity, reduce operator fatigue, and maintain consistent performance—especially important on urban sites where smooth, controlled operation is essential.

Advanced Braking for Rock-Free Operation

The improved braking system allows more efficient, controlled braking of the machine, significantly reducing the rocking effect associated with wheeled excavators. This makes work more comfortable for the operator, improves stability during travelling, and contributes to faster, more precise cycles.





High
Performance,
All-Day Electric
Productivity



Confidence
and Control
in Every
Operation



The quiet, emission-free electric drive, perfectly balanced weight distribution, advanced cameras, anti-slip access, and Automatic Digging Brake work together to create a stable, secure, and controlled work environment. Every feature is designed to build operator confidence, reduce stress, and help you work safely and efficiently—even on tight, busy, or challenging sites.

Quiet, Powerful, and Emission-Free Energy

Our electric wheel excavators are equipped with a safe LFP battery that delivers the right amount of power while remaining quiet and locally emission-free. Its design ensures reliable energy delivery throughout the workday, while convenient charging options make recharging simple and efficient. Operators benefit from a battery system that is both environmentally responsible and highly productive.

Confident Stability on Every Terrain

Optimized weight distribution makes Develon electric wheel excavators exceptionally stable in all conditions, giving operators confidence and peace of mind. The heavy LFP battery helps maintain balance, enabling precise, safe operation on uneven or challenging surfaces and reducing the risk of tipping or unexpected movement.

Advanced Visibility for Maximum Protection

Safety is enhanced with standard rear and right-side cameras that expand your view of the work area. For maximum visibility, the optional 360° all-around view camera (AVM) can be combined with radar detection, allowing operators to work more confidently around people, obstacles, and nearby traffic.

Hands-Free Braking for Safe Control

The Automatic Digging Brake takes the effort out of stopping and starting. It holds the machine securely at zero speed without any manual input, giving you complete control and peace of mind. When you press the transmission pedal, it releases instantly, making work on slopes or during repetitive movements easier, safer, and less tiring.

See More, Stay Safer

Additional visibility enhancements, including large side mirrors and seven powerful LED work lights (with four extra lights available as an option), keep the job site clearly lit. The parallel wiper maintains a clear view in all weather conditions, enhancing situational awareness, safety, and operator comfort during long or demanding shifts.

Cab Protection From First Step to Full Shift

The cab is engineered to keep you safe from the moment you step onto the machine. Anti-slip steps, wide platforms, and secure guard rails provide confident footing in all conditions. Inside, the pressurized, ISO-certified ROPS cab helps shield you from external hazards while maintaining clean air quality. Together, these features deliver reliable protection and peace of mind throughout every shift.



Built to Work More and Worry Less



Our electric wheel excavators are designed to make your workday easier and more predictable. With reinforced components, and easy maintenance access, you spend less time on service and more time getting the job done. Durable and dependable, and built to handle demanding conditions, it keeps you productive, reduces unexpected downtime, and protects your investment, giving you confidence shift after shift.

Easy to Maintain, Easy to Live With

With fewer moving parts than a traditional diesel machine, daily maintenance needs are reduced. There's no need to check motor oil, engine filters, fuel filters, or air pre-cleaners, which minimizes service time and lowers the risk of unexpected downtime. This streamlined design ensures operators spend more time working and less time maintaining the machine.

Reinforced Where It Matters Most

Our electric wheel excavators are built for durability you can rely on. Reinforced boom and arm components, combined with improved hydraulic line routing, help protect the machine from damage. The result is fewer repairs, less downtime, and an excavator you can trust to perform consistently on tough jobs.

Long-Lasting Battery, Long-Term Confidence

The LFP battery of Develon electric wheel excavators is engineered for long-term reliability, with a chemistry known for stable performance and a long service life. Its robust design helps maintain capacity, supporting consistent runtime and dependable productivity throughout the machine's life.



Comfort and Control, All Shift Long

Develon electric wheel excavators put you in complete control while keeping you comfortable and focused. Quiet, low-vibration operation, ergonomic seating with heating and optional cooling, electric steering, and the Smart Touch display make every task easier. With crystal-clear visibility from the parallel wiper and 360° AVM, you stay safe, productive, and in command, even during long or challenging shifts.

Quiet Operation, Low Vibrations

Our electric wheel excavators provide a quiet, low-vibration cab environment that helps reduce fatigue and stress during long shifts. The electric power, noise reduction, and low emissions let you work more comfortably in urban or noise-sensitive areas while keeping communication on site clear.

First-Class Comfort

The cab is designed for maximum comfort, featuring a suspension seat with heating and optional cooling, improved air ventilation, and ergonomic layout. Together, these elements help keep operators focused, reduce strain, and make long days feel shorter.

Effortless Electric Steering

Switchable joystick steering makes operation effortless. With the thumb-wheel steer, you can steer the machine without taking your hands off the joystick, reducing strain and improving precision. This intuitive control helps you handle complex tasks with less fatigue, making every movement smooth and manageable.

Smart Touch Control at Your Fingertips

The 12" Develon Smart Touch display puts all key settings at your fingertips. Scroll through power and hydraulic menus, connect Bluetooth devices, and access the 360° AVM system for full visibility.

Smart Cab Layout for Maximum Focus

A smart cab layout and clear visibility maximize efficiency and comfort, helping operators stay focused on the work with minimal strain. Everything is positioned to be within easy reach and easy view.

Designed Around the Operator

Ergonomically placed pedals, joysticks, and armrests reduce fatigue and improve efficiency, allowing precise, comfortable operation throughout long shifts. The cab environment is designed to support natural, relaxed movement.

Safe, Simple Access for Faster Service

Large guard rails, anti-slip steps, and spacious platforms give you easy access to the upper structure, so inspections and servicing are quick and secure. This design reduces time spent on maintenance, keeps the machine productive, and lets you focus on the job with less stress and greater peace of mind.

Easy Component Access


Access panels are easy to find and open from the top, bottom, and sides of the machine. Solid steel side panels provide access to regular daily maintenance items, which makes for quick, easy service and a lower cost of operation.

Auxiliary Mode Switch

An auxiliary mode switch allows you to finish a task in progress or move your machine to a more convenient location for service, if needed.

Centralized Arm and Boom Grease Points

Daily maintenance is critical – and it's simple with the centralized grease banks on the arm and base of the boom.





DEVELON

Technical Specifications

DX160WE-7K



Electric Power System

The DX160WE-7K is a next-generation 17-ton electric wheeled excavator combining on-road mobility with zero-emission performance. Powered by a high-efficiency lithium-ion battery system, it delivers the same powerful torque and hydraulic performance as its diesel counterpart while operating with minimal noise and vibration. The advanced electric drivetrain and new WEX-7K platform enhance stability, controllability, and overall operator comfort. A redesigned cab, smooth steering response, and advanced hydraulic system provide precise movement and outstanding work efficiency in urban or regulated environments. Flexible charging solutions enable fast turnaround for high-duty operations or convenient overnight charging. With fewer maintenance requirements and lower total operating costs, the DX160WE-7K offers superior productivity, comfort, and environmental performance for modern job sites.

Engine	Liquid-cooled permanent magnet motor
Power	105 kW
Battery type	LiFePO4
Operating time (indication)	10 hours

Charging specification

AC charging	Onboard charger, type 2 connection (max. 44 kW)
DC fast charging	Max. 180 kW, type 2 CCS connection
Charging cable	5-meter, type 2 – type 2, 32 A / 22 kW
Charging time AC 380 V 63 A / 32 A	Min. 6 / 12 hours
Charging time DC fast charging	Min. 2 hours

Undercarriage

Extremely robust construction throughout – made of high-quality durable materials with all welded structures designed to limit stresses. Lateral chassis welded and rigidly attached to undercarriage. Heat-treated connecting pins. Heavy-duty front axle with automatic or operator-controlled (on/off/auto) front axle oscillation lock.

Tire dimensions	10.00 – 20-14 PR
Overall width	2 500 mm
Wheelbase	2 800 mm
Tread width	1 944 mm
Oscillation angle	± 8°

Technical Specifications

Hydraulic System

The e-EPOS (Electronic Power Optimising System) is the brain of the excavator – minimising fuel consumption and optimizing the efficiency of the hydraulic system for all working conditions.

To harmonize the operation of the engine and the hydraulics, the e-EPOS is connected to the engine's electronic control unit (ECU) via a data transfer link.

- The hydraulic system enables independent or combined operations
- 2 travel speeds offer either increased torque or high speed
- Cross-sensing pump system for fuel savings
- Auto-deceleration system
- 4 operating modes, 4 power modes
- Flow and pressure control of auxiliary hydraulic circuits from control panel
- Computer-aided pump flow control

Maximum system pressure (Work)	34.3 MPa
Maximum system pressure (Travel)	36.3 MPa

Pumps	Type	Max. flow at 2 000 rpm	Relief valve pressure
Main	2 × parallel bent-axis axial piston	2 × 167 l/min	–
Pilot	Gear	30 l/min	4 MPa
Steering	Gear	36.6 l/min	18.5 MPa
Brake	Gear	13.2 l/min	15.7 MPa

Hydraulic Cylinders

High-strength steel piston rods and cylinder bodies. Shock-absorbing mechanism fitted in all cylinders for shock-free operation and extended piston life.

Cylinders	Quantity	Bore × rod diameter × stroke (mm)
Mono boom	2	110 × 75 × 1035
Articulated boom, lower	2	110 × 75 × 975
Articulated boom, upper	1	140 × 85 × 727
Arm mono boom 4.4 m	1	120 × 80 × 1092
Arm mono boom 4.6 m	1	120 × 80 × 1061
Arm articulated boom	1	120 × 80 × 1089
Bucket mono boom	1	95 × 65 × 900
Bucket articulated boom	1	100 × 70 × 900
Blade	2	100 × 60 × 204
Stabilizers	2	110 × 70 × 438
Chocking	2	100 × 100 × 153

Cab

The air-conditioning and heating systems are integrated for optimal climate control. An automatically-controlled fan supplies the pressurized and filtered cab air, which is distributed throughout the cab from multiple vents. The heated air suspension, adjustable operator's seat includes a seat belt. The operator can adjust the ergonomic seat and joystick console separately according to his preferences.

A-weighted emission sound pressure level at the operator's position, LpAd (ISO 6396:2008)	Declared: 69 dB (A) Measured: 68 dB (A)
A-weighted sound power level, LwAd (2000/14/EC)	Declared: 101 dB (A) Measured: 100 dB (A)

Technical Specifications

Swing Mechanism

The swing mechanism uses an axial piston motor, driving a 2-stage planetary reduction gear bathed in oil for maximum torque.

- Swing bearing: single-row, shear type ball bearing with induction hardened internal gear
- Internal gear and pinion immersed in lubricant
- Increased swing torque reduces swing time
- The swing brake for parking is activated by spring and released hydraulically

Maximum swing speed	11.8 rpm
Maximum swing torque	3 744 kgf.m

Fluid Capacities

Battery cooling system	29.4 l
Hydraulic oil tank	140 l
Swing device	3 l

Drive

The wheels are driven by a bent axial piston engine via a 2-speed powershift transmission. In addition to the 2-speed powershift transmission there is also an economy mode and a switch for the creep speed. A button makes it possible to pass from high to low in work mode. Two travel speed ranges offer a choice between increased torque or high speed.

Travel speed (creep / low / high)	4 / 9 / 19 km/h
Maximum traction force	12 t
Minimum turning radius	7.85 m
Gradeability	57.5% (29.9°)

Brakes

Dual multi-disc circuit with sintered metal discs for extended service life. Braking system activated by a pump and accumulator circuits. Automatic brakes as standard, released when transmission pedal pressed. Spring-applied hydraulically released parking brake mounted on the transmission shaft.

Accumulators	0.75 l – 3 MPa
--------------	----------------

Buckets

Bucket Type	Capacity (m ³) SAE	Width (mm)		Weight (kg)	Digging force (Normal/Press. up) (ton)
		With side cutters	W/O side cutters		
STD Mono boom	0.59	1 081	997	416	[SAE] 8.68/9.18 [ISO] 10.0/10.57
STD Articulated boom	0.51	991	907	396	[SAE] 8.68/9.18 [ISO] 10.0/10.57

Technical Specifications

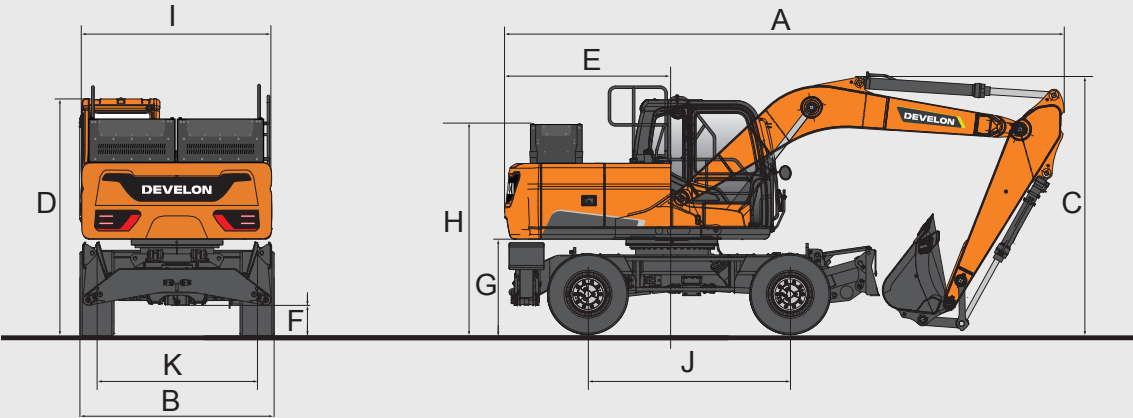
Component Weights

Item	Weight (kg)	Remarks
Upper structure without front	–	With battery
Undercarriage	5 484	Including stabilizers / blade front cradle and rear dozer
Front assembly	2 402	
Boom	753	4 400 mm
Arm	371	2 100 mm
Bucket	416	0.59 m ³
Boom cylinder	106	Each
Arm cylinder	151	
Bucket cylinder	87	
Dozer	678	
Dozer cylinder	42	Each
Stabilizer	948	
Stabilizer cylinder	74	Each

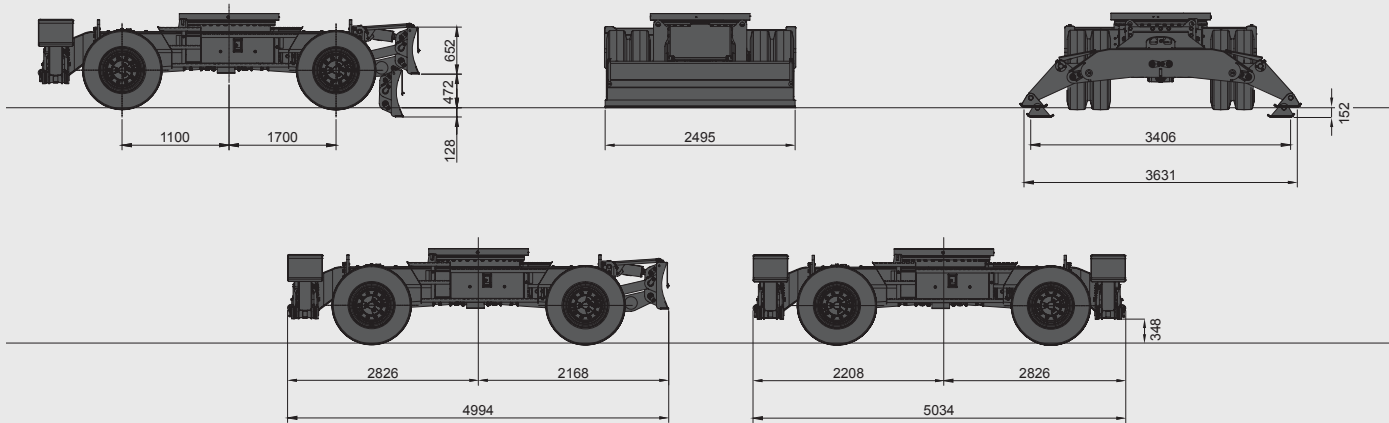
Weight

Boom	Arm	Chassis – front	Chassis – rear	Total weight (kg)
Mono boom 4.4 m	2.1 m	–	Dozer	15 950
		Dozer	Stabilizer	15 950
		Stabilizer	Dozer	17 100
		Stabilizer		17 100
Mono boom 4.6 m	2.1 m	–	Dozer	15 950
		Dozer	Stabilizer	17 700
		Stabilizer	Dozer	17 700
		Stabilizer	Stabilizer	17 700
	2.5 m	–	Dozer	15 950
		Dozer	Stabilizer	17 100
		Stabilizer	Dozer	17 100
		Stabilizer		17 700
Articulated boom 4.988 m	2.1 m	–	Dozer	16 550
		Dozer	Stabilizer	17 700
		Stabilizer	Dozer	17 700
		Stabilizer		18 250
	2.5 m	–	Dozer	16 550
		Dozer	Stabilizer	17 700
		Stabilizer	Dozer	17 700
		Stabilizer		18 250

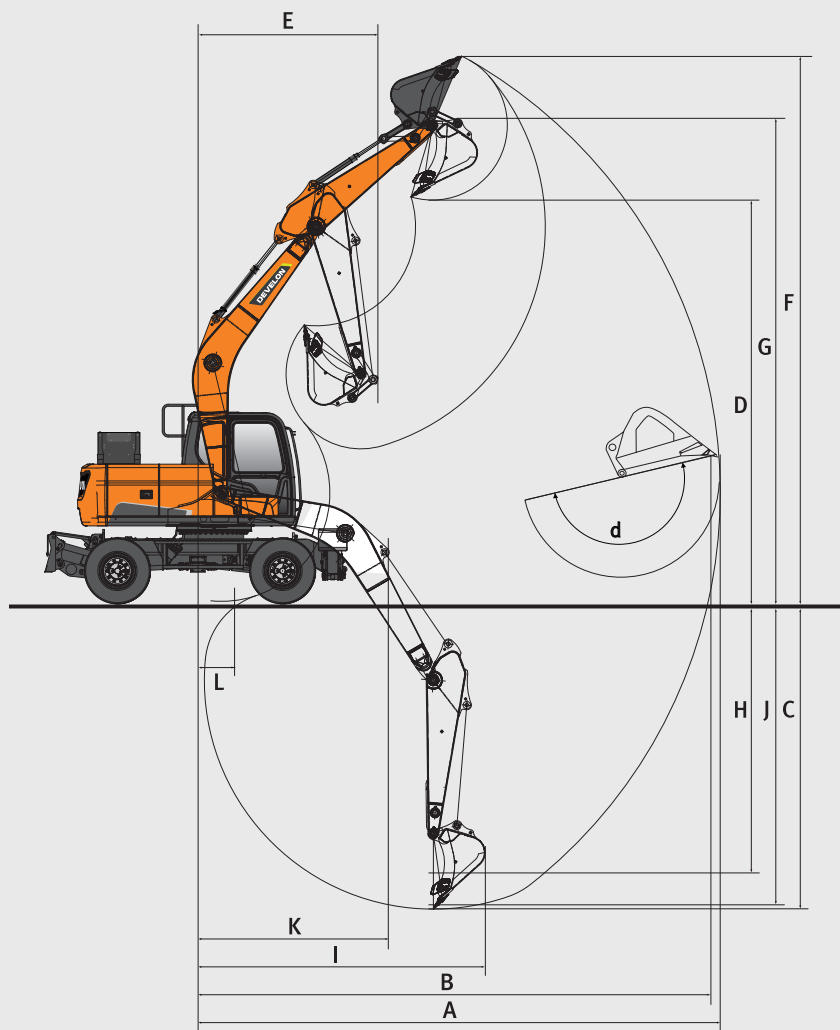
Dimensions



		Unit	Mono boom			Articulated boom	
Boom length		mm	4 400	4 600		4 988	
Arm length		mm	2 100	2 100	2 500	2 100	2 500
A	Shipping length	mm	8 043	8 251	8 205	8 103	8 118
B	Shipping width	mm	2 495				
C	Shipping height (boom)	mm	2 845	2 685	3 045	2 648	2 795
	Shipping height (hose)	mm	2 995	2 865	3 210	2 688	2 834
D		mm	3 052				
Height over cab (guardrail)		mm	3 249				
E	Tail swing radius	mm	2 283				
F	Ground clearance	mm	348				
G	Counterweight clearance	mm	1 215				
H	Battery box height	mm	2 730				
I	Upper housing width	mm	2 490				
J	Wheel base	mm	2 800				
K	Tread width	mm	1 944				
Driving length		mm	7 219	7 473	7 301	6 174	6 240
Driving height (boom)		mm	3 710	3 540	3 865	3 988	
Driving height (hose)		mm	3 710	3 605	3 765	3 937	



Working Range



		Unit	Mono boom			Articulated boom	
Boom length		mm	4 400	4 600		4 988	
Arm length		mm	2 100		2 500	2 100	2 500
A	Max. digging reach	mm	7 585	7 765	8 235	8 240	8 700
B	Max. digging reach (ground)	mm	7 375	7 560	8 040	8 050	8 520
C	Max. digging depth	mm	4 490	4 620	5 020	5 025	5 455
D	Max. loading height	mm	5 905	6 060	6 510	6 795	7 260
E	Min. swing radius	mm	2 340	2 500	2 665	2 505	2 680
F	Max. digging height	mm	8 195	8 340	8 850	9 150	9 655
G	Max. bucket pin height	mm	7 125	7 275	7 730	8 010	8 475
H	Max. vertical wall depth	mm	3 445	3 480	4 265	3 840	4 410
I	Max. radius vertical	mm	5 480	5 695	5 555	5 825	5 680
J	Max. digging depth (8°level)	mm	4 215	4 345	4 805	4 905	5 345
K	Min. radius 8°level	mm	2 105	2 240	2 315	865	
L	Min. digging reach	mm	455	885	505	–	
d	Bucket angle	°	173.7				

Lifting Capacities

Mono boom · W/O Bucket

Unit: 1 000 kg

A	Chassis frame attachment	1.5 m		3.0 m		4.5 m		6.0 m		Max. reach		
B												A

Mono boom 4.6 m · Arm 2.5 m

7.5 m	F-dozer + R-stabilizer down									2.75*	2.75*	3.93
	F-dozer + R-stabilizer up									2.75*	2.75*	3.93
6.0 m	F-dozer + R-stabilizer down					3.96*	3.96*			2.26*	2.26*	5.55
	F-dozer + R-stabilizer up					3.96*	3.96*			2.26*	2.26*	5.55
4.5 m	F-dozer + R-stabilizer down					4.66*	4.66*	3.52*	3.52*	2.12*	2.12*	6.44
	F-dozer + R-stabilizer up					4.66*	4.42	3.52*	2.85	2.12*	2.12*	6.44
3.0 m	F-dozer + R-stabilizer down			8.93*	8.93*	6.25*	6.25*	4.83*	4.50	2.13*	2.13*	6.90
	F-dozer + R-stabilizer up			8.93*	7.65	6.25*	4.21	4.83*	2.77	2.13*	2.13*	6.90
1.5 m	F-dozer + R-stabilizer down					7.23*	6.76	5.50*	4.39	2.27*	2.27*	7.01
	F-dozer + R-stabilizer up					7.23*	3.98	4.95	2.68	2.27*	2.15	7.01
0.0 m	F-dozer + R-stabilizer down			8.25*	8.25*	7.62*	6.59	5.59*	4.31	2.57*	2.57*	6.79
	F-dozer + R-stabilizer up			8.25*	6.78	7.62	3.83	4.87	2.60	2.57*	2.21	6.79
-1.5 m	F-dozer + R-stabilizer down	6.30*	6.30*	10.38*	10.38*	7.15*	6.54	5.00*	4.30	3.20*	3.20*	6.20
	F-dozer + R-stabilizer up	6.30*	6.30*	10.38*	6.77	7.15*	3.78	4.85	2.59	3.20*	2.49	6.20
-3.0 m	F-dozer + R-stabilizer down			7.85*	7.85*	5.41*	5.41*			4.28*	4.28*	5.11
	F-dozer + R-stabilizer up			7.85*	6.90	5.41*	3.85			4.28*	3.27	5.11

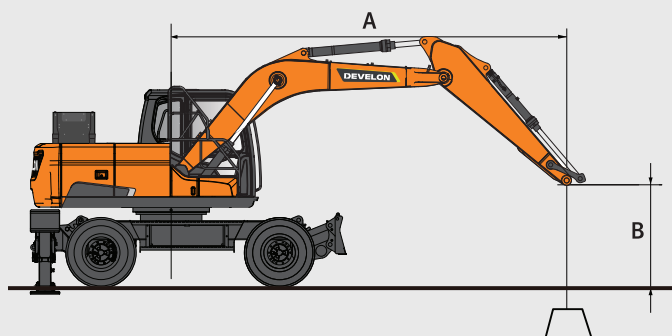
Articulated boom · W/O Bucket


Unit: 1 000 kg


A	Chassis frame attachment	1.5 m		3.0 m		4.5 m		6.0 m		Max. reach		
B												A

Articulated boom 4.988 m · Arm 2.1 m

7.5 m	F-cradle + R-dozer down									3.85*	3.85*	3.94
	F-cradle + R-dozer up									3.85*	3.85*	3.94
	F-dozer + R-stabilizer down									3.85*	3.85*	3.94
	F-dozer + R-stabilizer up									3.85*	3.85*	3.94
6.0 m	F-cradle + R-dozer down					4.73*	4.73*			3.26*	3.26*	5.56
	F-cradle + R-dozer up					4.73*	4.30			3.26*	3.05	5.56
	F-dozer + R-stabilizer down					4.73*	4.73*			3.26*	3.26*	5.56
	F-dozer + R-stabilizer up					4.73*	4.47			3.26*	3.18	5.56
4.5 m	F-cradle + R-dozer down			6.73*	6.73*	5.25*	4.61	4.64*	2.97	3.11*	2.63	6.45
	F-cradle + R-dozer up			6.73*	6.73*	5.25*	4.16	4.64*	2.68	3.11*	2.38	6.45
	F-dozer + R-stabilizer down			6.73*	6.73*	5.25*	5.25*	4.64*	4.56	3.11*	3.11*	6.45
	F-dozer + R-stabilizer up			6.73*	6.73*	5.25*	4.33	4.64*	2.80	3.11*	2.49	6.45
3.0 m	F-cradle + R-dozer down					6.26*	4.34	4.98*	2.87	3.17*	2.32	6.91
	F-cradle + R-dozer up					6.26*	3.89	4.98*	2.59	3.17*	2.09	6.91
	F-dozer + R-stabilizer down					6.26*	6.26*	4.98*	4.45	3.17*	3.17*	6.91
	F-dozer + R-stabilizer up					6.26*	4.07	4.98*	2.71	3.17*	2.19	6.91
1.5 m	F-cradle + R-dozer down					7.16*	4.09	5.35*	2.76	3.41*	2.22	7.02
	F-cradle + R-dozer up					7.16*	3.65	4.92	2.48	3.41*	1.99	7.02
	F-dozer + R-stabilizer down					7.16*	6.63	5.35*	4.34	3.41*	3.41*	7.02
	F-dozer + R-stabilizer up					7.16*	3.82	4.91	2.60	3.41*	2.09	7.02
0.0 m	F-cradle + R-dozer down					7.44*	3.96	5.48*	2.69	3.91*	2.29	6.79
	F-cradle + R-dozer up					7.44*	3.52	4.84	2.41	3.91*	2.05	6.79
	F-dozer + R-stabilizer down					7.44*	6.48	5.48*	4.26	3.91*	3.59	6.79
	F-dozer + R-stabilizer up					7.44*	3.69	4.83	2.53	3.91*	2.15	6.79
-1.5 m	F-cradle + R-dozer down			9.78*	7.26	7.00*	3.95	5.04*	2.70	4.76*	2.59	6.20
	F-cradle + R-dozer up			9.78*	6.34	7.00*	3.51	4.84	2.41	4.62	2.32	6.20
	F-dozer + R-stabilizer down			9.78*	9.78*	7.00*	6.46	5.04*	4.26	4.76*	4.08	6.20
	F-dozer + R-stabilizer up			9.78*	6.64	7.00*	3.68	4.83	2.53	4.61	2.43	6.20



 = Rating over front

 = Rating over side or 360°

1. Lifting capacities are in compliance with ISO 10567:2007(E).

2. The load point is at the end of the arm.

3.* = The nominal loads are based on hydraulic capacity.

4. The nominal loads shown do not exceed 75% of tipping loads or 87% of hydraulic lifting capacity.

5. For lifting capacity with bucket, simply subtract the actual weight of the bucket from the values.

6. The configurations indicated do not necessarily reflect the standard equipment of the machine.

Lifting Capacities

Articulated boom · W/O Bucket

Unit: 1 000 kg

A	Chassis frame attachment	1.5 m		3.0 m		4.5 m		6.0 m		Max. reach		
B												A

Articulated boom 4.988 m · Arm 2.5 m

7.5 m	F-cradle + R-dozer down					3.43*	3.43*			2.82*	2.82*	4.72
	F-cradle + R-dozer up					3.43*	3.43*			2.82*	2.82*	4.72
	F-dozer + R-stabilizer down					3.43*	3.43*			2.82*	2.82*	4.72
	F-dozer + R-stabilizer up					3.43*	3.43*			2.82*	2.82*	4.72
6.0 m	F-cradle + R-dozer down					4.13*	4.13*	2.91*	2.91*	2.39*	2.39*	6.13
	F-cradle + R-dozer up					4.13*	4.13*	2.91*	2.72	2.39*	2.39*	6.13
	F-dozer + R-stabilizer down					4.13*	4.13*	2.91*	2.91*	2.39*	2.39*	6.13
	F-dozer + R-stabilizer up					4.13*	4.13*	2.91*	2.84	2.39*	2.39*	6.13
4.5 m	F-cradle + R-dozer down			4.56*	4.56*	4.80*	4.67	4.29*	2.99	2.26*	2.26*	6.95
	F-cradle + R-dozer up			4.56*	4.56*	4.80*	4.21	4.29*	2.70	2.26*	2.11	6.95
	F-dozer + R-stabilizer down			4.56*	4.56*	4.80*	4.80*	4.29*	4.29*	2.26*	2.26*	6.95
	F-dozer + R-stabilizer up			4.56*	4.56*	4.80*	4.38	4.29*	2.82	2.26*	2.21	6.95
3.0 m	F-cradle + R-dozer down					5.90*	4.39	4.76*	2.88	2.26*	2.09	7.38
	F-cradle + R-dozer up					5.90*	3.94	4.76*	2.60	2.26*	1.88	7.38
	F-dozer + R-stabilizer down					5.90*	5.90*	4.76*	4.47	2.26*	2.26*	7.38
	F-dozer + R-stabilizer up					5.90*	4.11	4.76*	2.72	2.26*	1.97	7.38
1.5 m	F-cradle + R-dozer down					6.92*	4.11	5.21*	2.76	2.37*	2.01	7.48
	F-cradle + R-dozer up					6.92*	3.67	4.92	2.48	2.37*	1.80	7.48
	F-dozer + R-stabilizer down					6.92*	6.66	5.21*	4.34	2.37*	2.37*	7.48
	F-dozer + R-stabilizer up					6.92*	3.84	4.91	2.60	2.37*	1.89	7.48
0.0 m	F-cradle + R-dozer down					7.40*	3.95	5.45*	2.67	2.62*	2.06	7.27
	F-cradle + R-dozer up					7.40*	3.51	4.82	2.39	2.62*	1.85	7.27
	F-dozer + R-stabilizer down					7.40*	6.47	5.45*	4.24	2.62*	2.62*	7.27
	F-dozer + R-stabilizer up					7.40*	3.68	4.81	2.51	2.62*	1.94	7.27
-1.5 m	F-cradle + R-dozer down			8.54*	7.17	7.16*	3.91	5.23*	2.65	3.12*	2.30	6.73
	F-cradle + R-dozer up			8.54*	6.26	7.16*	3.47	4.79	2.37	3.12*	2.05	6.73
	F-dozer + R-stabilizer down			8.54*	8.54*	7.16*	6.42	5.23*	4.21	3.12*	3.12*	6.73
	F-dozer + R-stabilizer up			8.54*	6.55	7.16*	3.64	4.78	2.49	3.12*	2.16	6.73
-3.0 m	F-cradle + R-dozer down					6.05*	3.97			4.35*	2.93	5.68
	F-cradle + R-dozer up					6.05*	3.53			4.35*	2.62	5.68
	F-dozer + R-stabilizer down					6.05*	6.05*			4.35*	4.35*	5.68
	F-dozer + R-stabilizer up					6.05*	3.71			4.35*	2.75	5.68



Standard & Optional Equipment

Power and Electric System

Electric drive system: Liquid-cooled motor, power output: 105 kW	■
Battery specification: 580 V lithium LFP	■
AC charging: onboard charger, type 2 connection (max. 44kW)	■
Indication of the operating range: approximately 10 hours	■
AC charger 30 kW	●
AC charger 40 kW	●
DC mobile charging station (40 kW)	●
Extended Warranty – 5 years or max. 10 000 hours for electric system and batteries	●

Hydraulic System

Boom and arm flow regeneration	■
Fine swing mode, on or off from cab	■
Swing anti-rebound valves	■
Spare ports (valve)	■
One-touch power boost function	■
Double way line high flow + breaker piping (PE3C)	■
Smart Power Control (SPC3)	■
Cylinder cushioning & contamination seals	■
2 pumps travelling	■
Clamshell piping (diverter valve from bucket cylinder)	●
Hydraulic piping low flow for rotating or tilting tool (joystick control)	●
Hydraulic piping for quick-coupler	●
Double pump flow for attachments	●
Boom suspension for travelling LIS (not compatible with fenders)	●
Electric steering system from joystick	●

Cab & Interior

Pressurized sound-insulated and CabSus mounted cab	■
Fully adjustable air suspension seat with heater	■
Air conditioning with climate control	■
Pull-up type front window sun roller blind and removable lower front window	■

Sliding left window	■
Intermittent upper and lower windshield parallel wiper	■
Rain visor	■
Rear window defroster switch	■
Adjustable PPC wrist control levers for arm boom bucket and swing	■
Joysticks & pedal provide proportional control of auxiliary hydraulic lines	■
Adjustable tiltable steering column	■
Pedal for auxiliary control 1 & 2 ways	■
Jog shuttle switch	■
Develon Smart Touch – 12" touch screen, all-in-one	■
Attachment management system	■
Engine speed (RPM) control dial	■
Automatic travel speed	■
4 operating modes & 4 working modes	■
Electric horn	■
Cigarette lighter	■
Ceiling light	■
Cup holder	■
Multiple storage compartments (e.g. document holder under seat)	■
Storage area (tools etc.)	■
Heating and cooling lunch box	■
Flat spacious easy-to-clean floor	■
Keyless start (Develon Smart Key) & remote door lock/unlock	■
Anti-theft protection	■
12 V spare power socket	■
Serial communication port for laptop PC interface	■
Remote radio ON/OFF switch	■
Loudspeakers and connections for radio	■
DAB Radio with Bluetooth streaming and handsfree call system	■
360° all-around view camera (AVM)	●
360° all-around view camera (AVM) + radar detection	●
Fully adjustable air suspension seat (heating & cooling)	●

Safety

Roll Over Protective Structure (ROPS)	■
Boom and arm cylinder safety valves	■
Overload warning device	■
Large guard rails on upper structure and steps	■
Rotating beacon	■
Rear and side view camera	■
Punched metal anti-slip plates	■
Hydraulic safety lock lever	■
Safety glass	■
Hammer for emergency escape	■
Right and left rear-view mirrors	■
Battery cut-off switch	■
Engine restart prevention system	■
Emergency engine stop switch and hydraulic pump control switch	■
Guard rails (ISO 2867:2011)	■
Parking brake	■
Automatic Digging Brake	■
LED 7 work lights (2 boom lamps, 3 body lamps, 2 additional lamps on cab)	■
LED work lights 4 additional lamps (2 in the front, 2 in the rear of the cab)	●
FOGS cab—top and front cab guards (ISO 10262)	●
Front window upper and lower guards	●

Other

4 400 mm boom—2 100 mm arm	■
Dust screen for radiator/oil cooler	■
Self-diagnostic function	■
Batteries (2 × 12 V, 150 Ah)—alternator (24 V, 100 A)	■
Hydrostatic drive with 2-speed power shift transmission	■
Remote greasing for swing circle and work group pivot points	■
2 500 mm arm with 4 600 mm mono boom	●
2 100 mm and 2 500 arm for articulated boom	●
Develon buckets: full range of GP, HD & rock buckets	●
Develon breakers and Develon quick-couplers	●

Additional filter for breaker piping	●
Automatic lubrication system	●
Air compressor	●
Road homologation (depending on countries)	●

Undercarriage

Front cradle	■
Rear parallel dozer blade	■
Standard undercarriage with double tires 10-20 14 PR	■
Front axle oscillation lock modes (on/off/auto)	■
Piston rod protection of stabilizer cylinders	■
Lockable tool box (left side)	■
Rear & front chain tightening eyes	■
2 or 4 independent stabilizers with cylinder protection	●
Front parallel dozer blade and rear independent stabilizers	●
Lockable tool box (right side)	●
Single tires 18-19.5-20 PR	●
Fenders (not compatible with LIS)	●
Trailer hitch ready (not compatible with road homologation—depends on local regulation)	●

Standard = ■

Optional = ●



Develon Warranty

Your Key to Equipment Protection and Peace of Mind

Keep your heavy construction equipment protected with Develon. Our comprehensive warranties and protection plans give you peace of mind, ensuring your investment stays safe and valuable for the road ahead.

Tailored Warranty Plans

Choose from a range of affordable protection plans, designed exclusively for Develon customers through our authorized dealers. These plans transform your machine's price into a strategic investment, not just an expense.

Develon Extended Warranty

Opt for Develon Extended Warranty to experience unmatched security, reliability, and overall value. This top-tier plan shields your equipment from unexpected costs and minimizes downtime, letting you focus on what matters—getting the job done.

Act Now!

Get in touch with a Develon authorized dealer today to protect your equipment investment. With an easy process and lasting benefits, Develon helps keep your heavy construction equipment in top condition.

**Choose Develon Extended Warranty:
Play it Safe and Secure Your
Investment.**

Powered by **Innovation**

DEVELON

Space for dealer's stamp

DX160WE-7K



HD Hyundai Infracore Europe s.r.o.
IBC – Pobrezni 620/3,
18600 Praha 8 – Karlín, Czechia

©2025 HD Hyundai Infracore. All rights reserved.
D4600904

Certain specifications are based on engineering calculations and are not actual measurements. Specifications are provided for comparison purposes only and are subject to change without notice. Specifications for your individual Develon equipment will vary based on normal variations in design, manufacturing, operating conditions, and other factors. Pictures of Develon units may show equipment other than standard equipment.